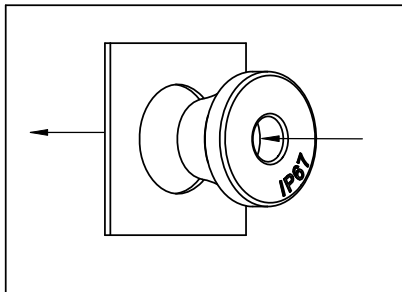
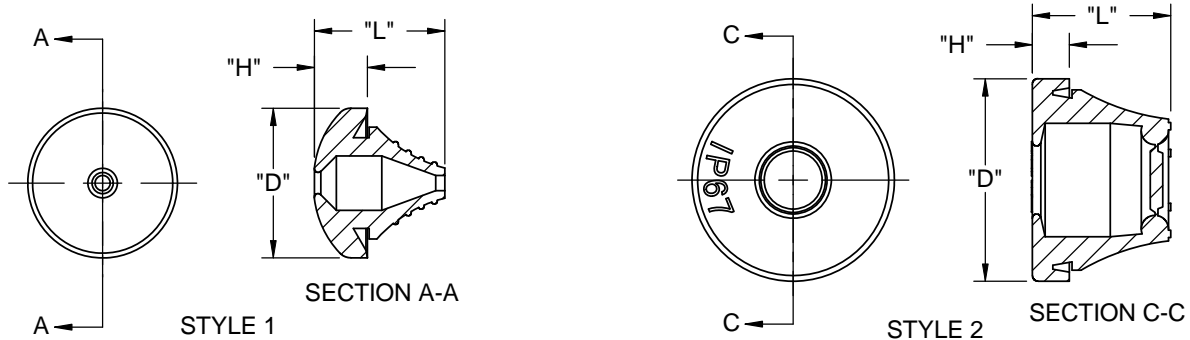
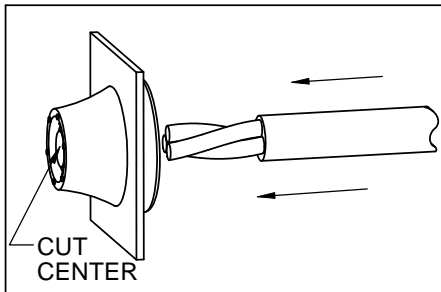


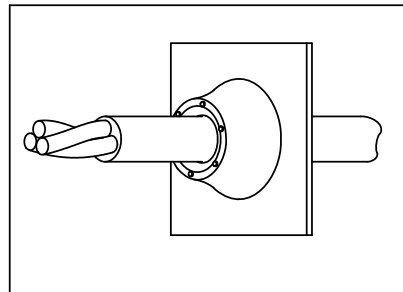
PART NUMBER	STYLE	COLOR	PANEL HOLE SIZE	PANEL THICKNESS	CABLE SIZE	DIMENSION "D" REF.	DIMENSION "L" REF.	DIMENSION "H" REF.
LTG-199017	1	BLACK	12.5±0.25 [.49±.01]	0.5-2 [.02-.08]	3-5 [.12-.20]	20 [.79]	17.5 [.69]	7.1 [.28]
LTG-1	2	GREY	12.7±0.2 [.500±.008]				12.8 [.50]	6.8 [.27]
LTG-39897			16±0.25 [.63±.01]	18.5 [.73]	6.2 [.24]			
LTG-34715			19±0.25 [.75±.01]	19 [.75]	6 [.24]			
LTG-34716			23±0.25 [.91±.01]	28 [1.10]	22.2 [.87]	6.1 [.24]		
LTG-43021			29±0.25 [1.14±.01]	33.8 [1.33]	24.4 [.96]	6.1 [.24]		
LTG-2			38±0.25 [1.50±.01]	46 [1.81]	29 [1.14]	6.5 [.26]		
LTG-3			48±0.25 [1.89±.01]	57.5 [2.26]	32 [1.26]	8 [.31]		



PRESS GROMMET INTO PANEL



CUT CENTER AS SHOWN AND INSERT CABLE THROUGH GROMMET



PULL BACK CABLE TO FORM SEAL

NOTES:

1. MATERIAL: EPDM RUBBER, 50 SHORE A (RMS-153).
2. PARTS CONFORM TO IP67 STANDARD.
3. ALTERNATE UNITS FOR REFERENCE ONLY.
4. GREY PARTS AVAILABLE IN COLOR BLACK BY SPECIAL ORDER. TO ORDER ADD "BK" TO END OF PART NO.

REV.	DESCRIPTION	ENGR.	DATE
K	SEE CO 200431 FOR CHANGES	SK	09/08/09
-	SEE ENGINEERING FOR REVISIONS A-J	--	-----

TITLE: LIQUID TIGHT GROMMETS				DWG IN mm [IN]		FINAL	
CREATED USING SOLIDWORKS	FILE #: LTG	DWN: R.D.G.	APP: RDG				
TOLERANCES UNLESS NOTED .XX=±.010 .XXX=±.005 FRAC.=±1/64 ANG.=±1°	SHEET: 1 OF 1	SHEET SIZE: A	DT: 06/30/03	CHKD: SJ	PART #		PRINT TYPE
RE: RICHCO, INC.				RICHCO, INC. ENG@RICHCO-INC.COM (773) 539-4060		SEE TABLE	
						CA	